

Drupal™ and The Benefits of Early Adoption

Michael.Meyers@Acquia.com
VP, Developer Relations

NJ Drupal Camp
January 30th, 2016



ACQUIA[®]
THINK AHEAD

A little about me...

AcQUID[®]



[Drupal.org/u/michaelemeyers](https://drupal.org/u/michaelemeyers)

[Twitter.com/michaelemeyers](https://twitter.com/michaelemeyers)

[Linkedin.com/in/michaelemeyers](https://linkedin.com/in/michaelemeyers)

Acknowledgments & Sharing

Angela Byron @webchick

Director of Community Development, Acquia

<http://www.slideshare.net/AcquiaInc/acquia-d8-webinar>

The Drupal Association

<https://www.drupal.org/8>



Sharing: You are welcome to use this presentation! download it from the NJ Camp website or drop me an email if you want a copy: Michael.Meyers@Acquia.com

Over 1,000 early adopters using D8



Over 1,000 early adopters using D8



Are you sitting comfortably on D7?



Are you planning for & learning D8?



<http://roselawgroupreporter.com/2015/03/editors-pick-arizona-falls-behind-as-solar-leader/>

Risk vs. Reward...



<http://1000lifelessons.com/risk-vs-reward/>

The first D7 site, the first top 100 site



More Powerful & Easier to Use



<http://herocomplex.latimes.com/movies/happy-birthday-superman-a-look-back-at-75-powerful-years/>

Backend Developers
will love...

Services Based



Modern PHP Best Practices

- PHP 5.4+
- Classes/Interfaces
- Namespaces
- Traits
- Dependency Injection
- Most PSR-* standards



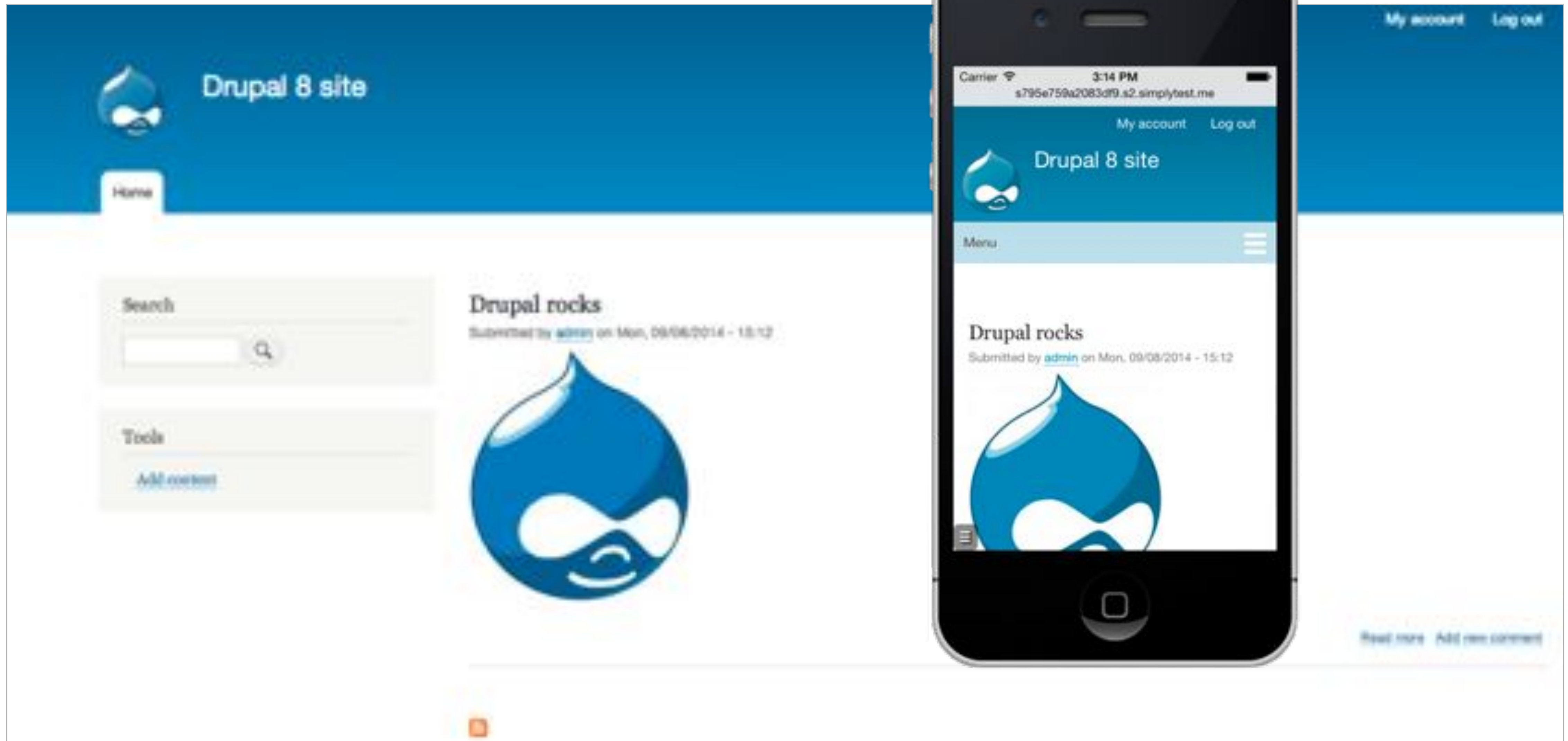
Powered by Symfony2



Tutorial: <http://fabien.potencier.org/article/50/create-your-own-framework-on-top-of-the-symfony2-components-part-1>

Designers
&
Front-end Developers
will love...

Out of the Box it is Mobile First!



HTML5

HTML



PHPTemplate is now Twig

7.x: page.tpl.php

```
<div id="page-wrapper">
<div id="page">
<div id="header">
<div class="section clearfix">
<?php if ($logo): ?>
<a href="<?php print $front_page; ?>"
  title="<?php print t('Home'); ?>"
  rel="home" id="logo">
  "
  />
</a>
<?php endif; ?>
```

8.x: page.html.twig

```
<div class="layout-container">
  <header role="banner">
    {% if logo %}
      <a href="{{ front_page }}"
        title="{{ 'Home'|t }}"
        rel="home">
        
      </a>
    {% endif %}
```

- Friendlier syntax for designers
- Variables **auto-escaped** for better security

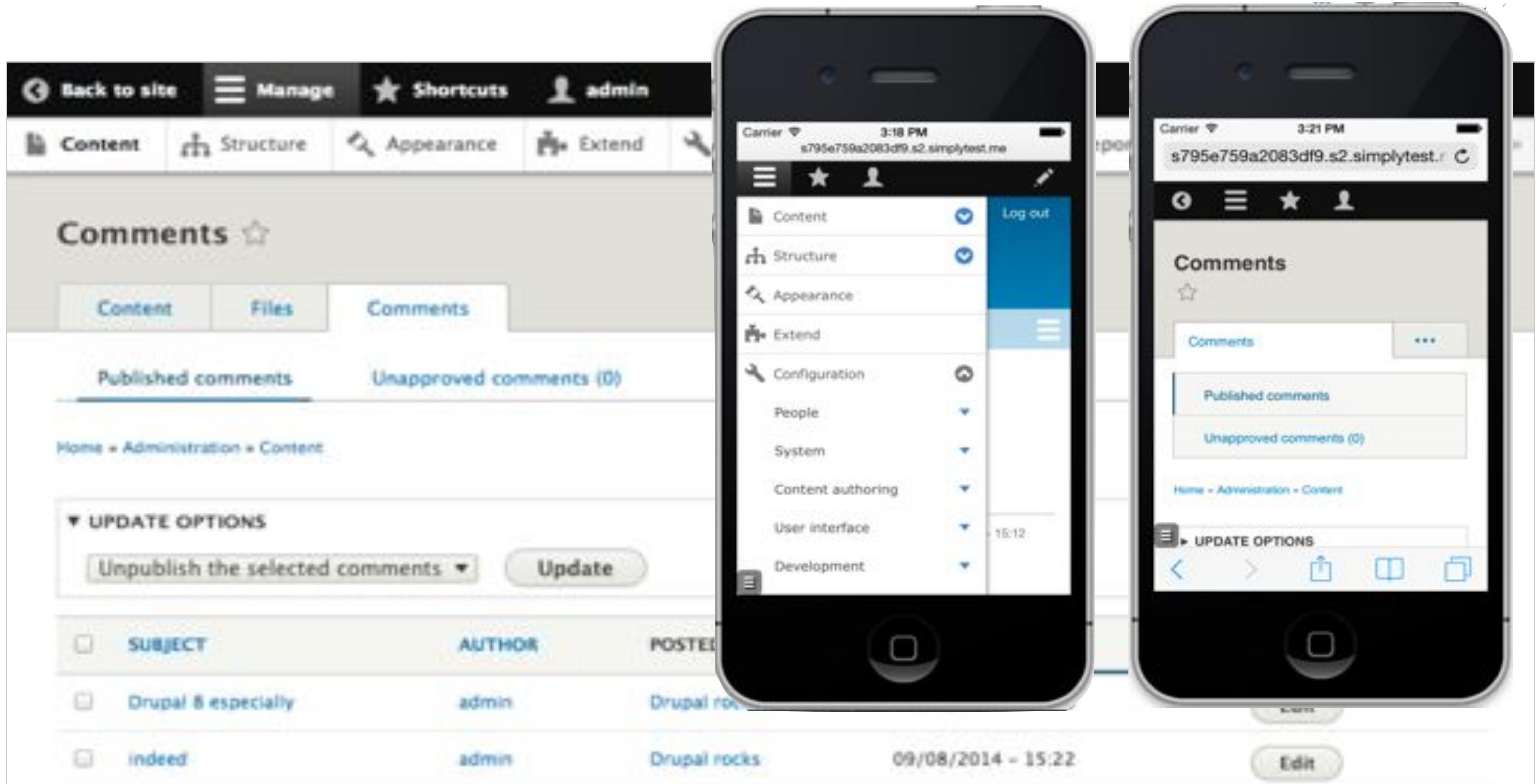
<http://twig.sensiolabs.org>

No more (core) support for
IE 6, 7, & 8



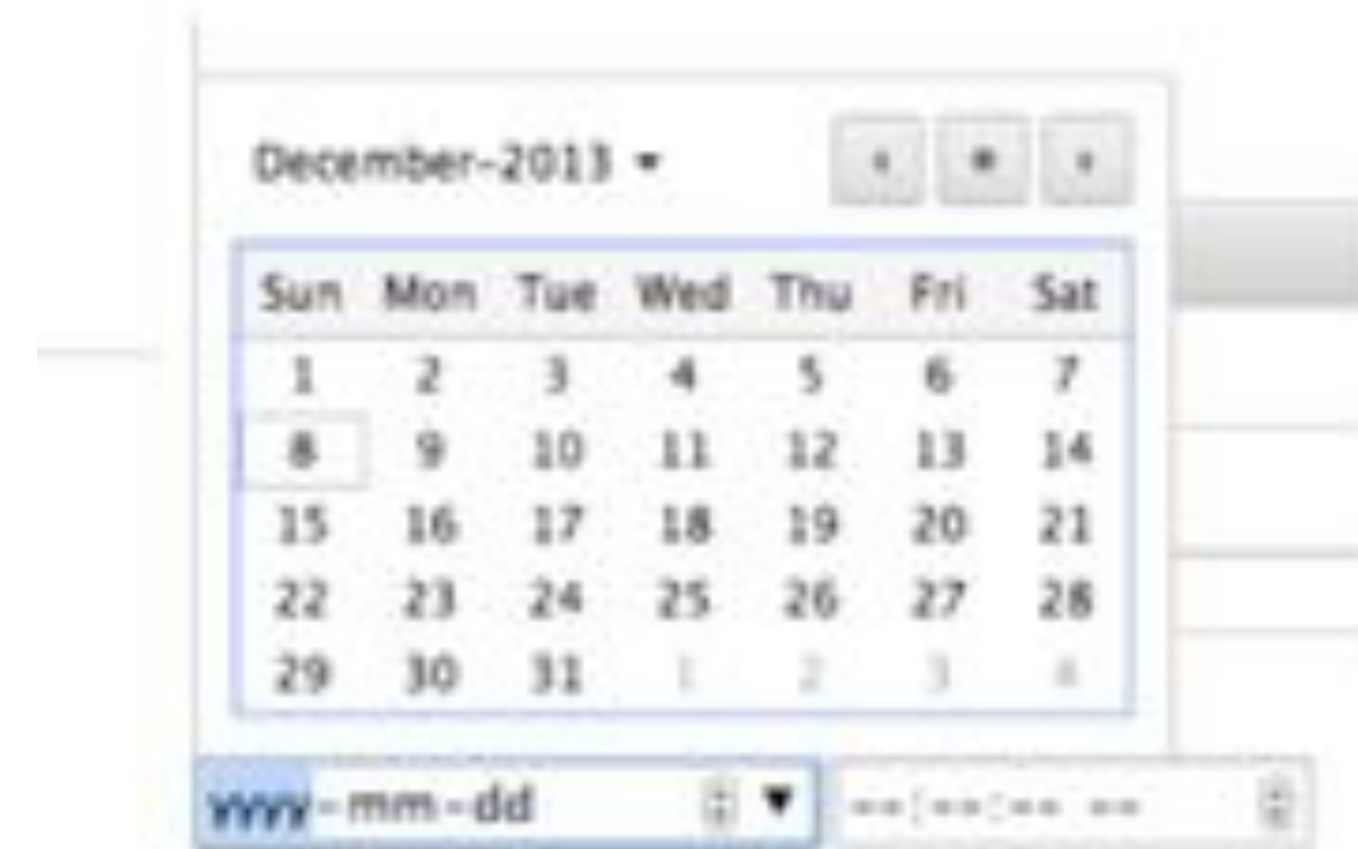
Site Builders
&
Admins
will love...

Mobile Administration



New Field Types

Date/Datetime



...plus, Link, Phone, Email, Comments!

Views in Core!



News flash!

Submitted by admin on Sun, 10/00/2013 - 23:00

Lorem ipsum dolor sit amet, consectetur adipiscing elit. Praesent adipis justo ac volutpat. Donec aliquam eget felis eu condimentum. Integer lac tincidunt ut tempor ut, lobortis vel risus. Phasellus quis tincidunt velit. libero. Morbi lobortis, orci vitae rhoncus faucibus, sem lectus sollicitud consectetur congue justo vel congue.

+ Add comment

Published status Type
- Any - [x] - Any - [x]
Apply

<input type="checkbox"/>	TITLE	CONTENT TYPE	AUTHOR	STATUS	UPDATED	OPERATIONS
<input type="checkbox"/>	News flash!	Article	admin	Published	10/00/2013 - 23:00	edit ↗
<input type="checkbox"/>	A really important blog post!	Article	admin	Published	10/00/2013 - 23:00	edit ↗

Apply

A really important blog post!

Submitted by admin on Sun, 10/00/2013 -

Lorem ipsum dolor sit amet, consectetur justo ac volutpat. Donec aliquam eget tincidunt ut tempor ut, lobortis vel ri

```
[{"aid":{"value":"1"},"uid":{"value":"b590e75e-57da-4d11-  
e554-844e81ad8516"},"vid":{"value":"1"},"type":  
{"value":"article"},"langcode":{"value":"en"},"title":{"value":"Lorem  
ipsum"},"aid":{"target_id":"1"},"status":{"value":"1"},"created":  
{"value":"1382475100"},"changed":{"value":"1382475179"},"promote":  
{"value":"1"},"sticky":{"value":"0"},"revision_timestamp":  
{"value":"1382475179"},"revision_uid":{"target_id":"1"},"log":  
{"value":""},"body":{"value":"<p>Lorem ipsum dolor sit amet, consectetur  
adipiscing elit, sed do eiusmod tempor incididunt ut labore et dolore magna  
aliqua. Ut enim ad minim veniam, quis nostrud exercitation ullamco laboris  
nisi ut aliquip ex ea commodo consequat. Duis aute irure dolor in  
reprehenderit in voluptate velit esse cillum dolore eu fugiat nulla  
pariatur. Excepteur sint occaecet cupidatat non proident, sunt in culpa qui  
officia deserunt mollit anim id est laborum.</p>\r\n"
```


What is Views module?

- Create fully customizable:
 - Sidebar content
 - Image galleries
 - Slideshows
 - NEW: Admin pages & listings
 - NEW: XML/JSON output
- ...with **zero** lines of code!

Content Creators
will love...

New Content Creation Page

Edit Article It's Lily! 🔍

[View](#) [Edit](#) [Delete](#)

[Home](#) » [It's Lily!](#)


Title *

The title of this node, always treated as non-markup plain text.

Body [\(Edit summary\)](#)

B **I** **↵** **↶** **↷** **↻** **↺** **↻** **↻** **↻** **Source**

Look at the ~~awesome~~ baby!



body : p strong

Text format **Basic HTML** ▼ [About text formats](#)

Tags

Enter a comma-separated list. For example: Amsterdam, Mexico City, "Cleveland, Ohio"

Image

One file only.
2 MB limit
Allowed types: png gif jpg jpeg

[Save and keep published](#) [Preview](#) [Delete](#)

Published
Last saved: 09/08/2014 - 16:19
Author: admin
[Create new revision](#)

▶ **MENU SETTINGS**

▶ **COMMENT SETTINGS**

▶ **URL PATH SETTINGS**
URL alias

The alternative URL for this content. Use a relative path without a trailing slash. For example, enter "about" for the about page.








▶ **AUTHORING INFORMATION**

▶ **PROMOTION OPTIONS**


WYSIWYG in core

Edit Article It's Lily! ☆

Body (Edit summary)



B *I*        Source

Look at the awesome baby!



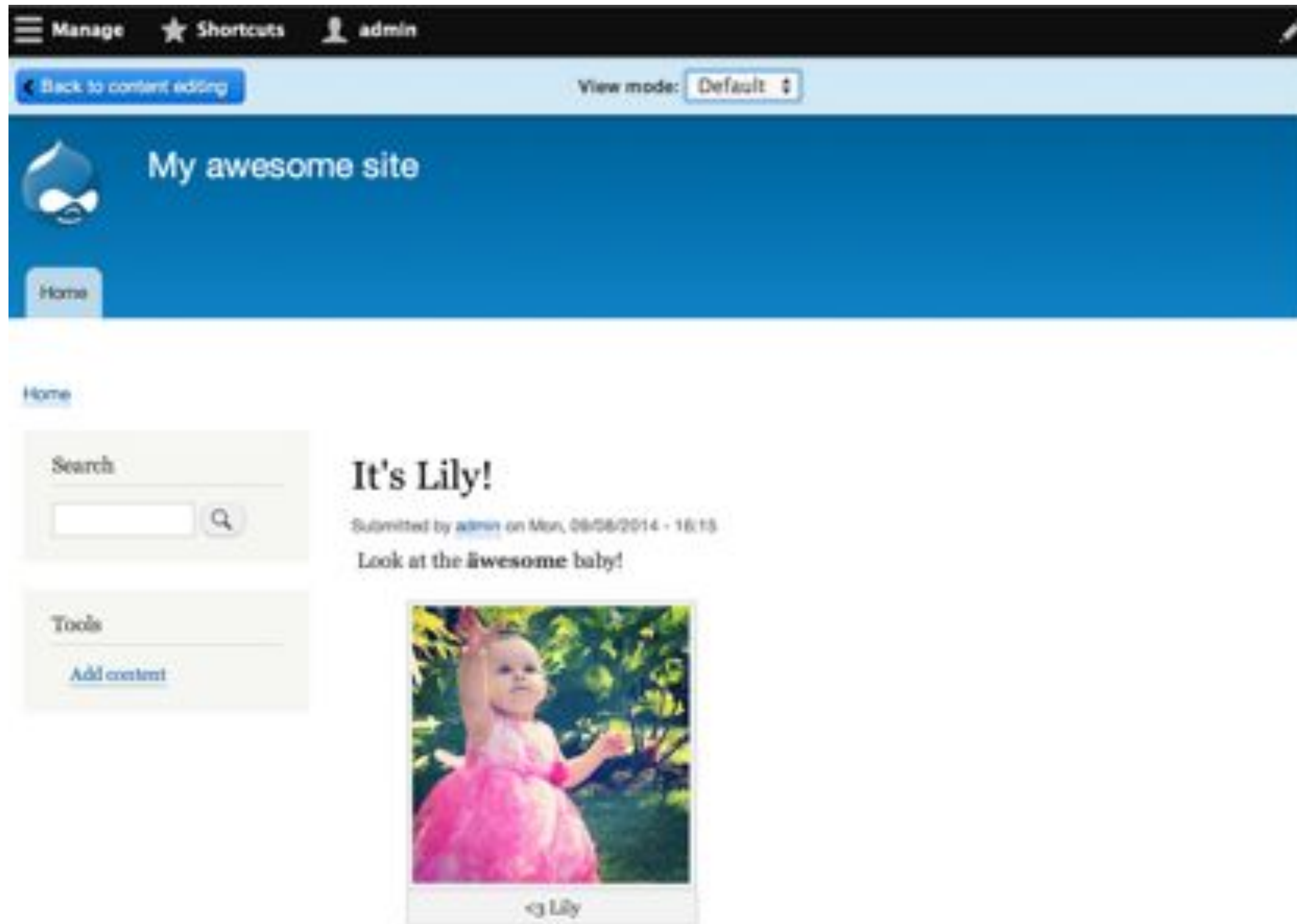
<3 Lily

body image caption

Text format Basic HTML  [About text formats](#) 

[Save and keep published](#) [Preview](#) [Delete](#)








Preview Your Content




The screenshot shows a Joomla! administrator interface in preview mode. At the top, there is a navigation bar with 'Manage', 'Shortcuts', and 'admin' (with a user icon). Below this is a light blue bar containing a 'Back to content editing' button and a 'View mode: Default' dropdown menu. The main content area has a blue header with the Joomla! logo and the text 'My awesome site'. A 'Home' button is visible in the top left of the content area. Below the header, the page content is displayed. On the left, there is a search box with the label 'Search' and a search icon. Below the search box is a 'Tools' section with an 'Add content' link. The main content area features a post titled 'It's Lily!' submitted by 'admin' on 'Mon, 08/28/2014 - 18:13'. The post text reads 'Look at the awesome baby!'. Below the text is a photograph of a young child in a pink dress, with the caption 'Lily' underneath.

In-place editing

Body → *It's Lily!* Save ×

B *I*        Source







Look at the awesome baby!





<3 Lily

In-place editing

Body → *It's Lily!* Save X

B *I*       Source

Look at the awesome baby!



<3 Lily

Tags → *It's Lily!* Save X

cute, adorable, baby

Enter a comma-separated list. For example: Amsterdam, Mexico City, "Cleveland, Ohio"

Hundreds of Other Major Improvements!



<http://herocomplex.latimes.com/movies/happy-birthday-superman-a-look-back-at-75-powerful-years/>

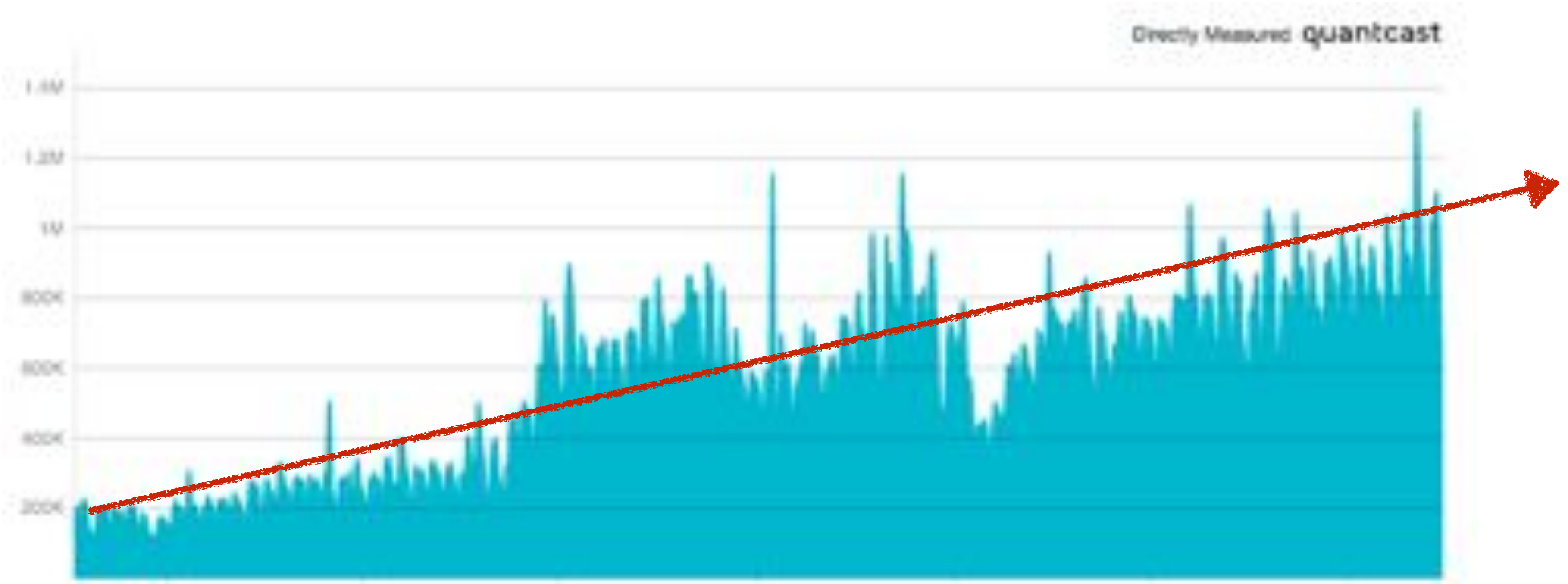
Full scoop: <https://www.acquia.com/resources/ebooks/ultimate-guide-drupal-8>

Leapfrog the Competition



<https://www.pinterest.com/pin/232005818277548511/>

Examiner.com Unique Visitors



It's not that you can't do it w/ D7

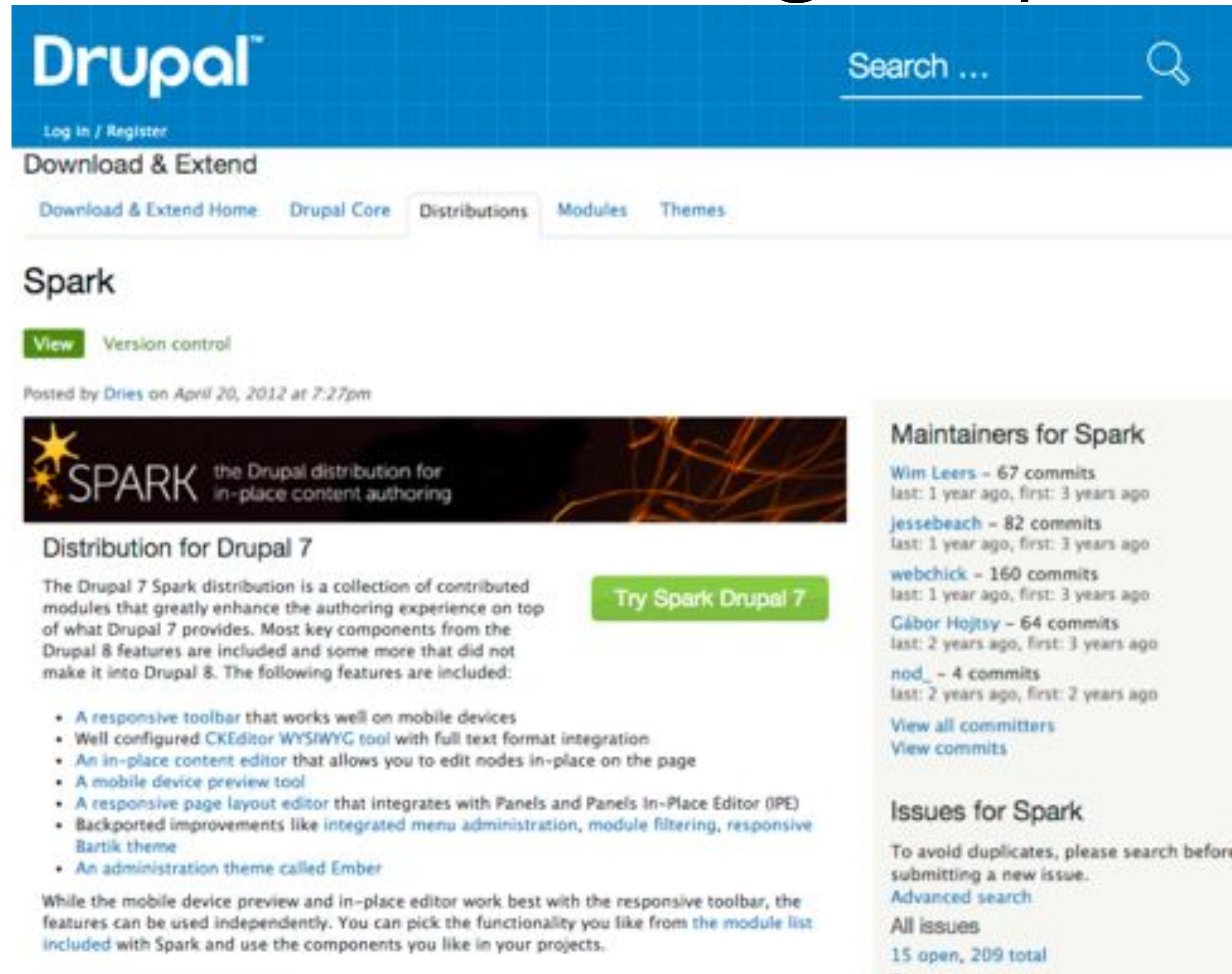
Drupal 8 Core Feature	Drupal 7 Contrib Equivalent
WYSIWYG	CKEditor: https://drupal.org/project/ckeditor
In-Place Editing	Quick Edit: https://drupal.org/project/quickedit
Responsive Toolbar	"Mobile Friendly Navigation Toolbar" https://drupal.org/project/navbar
Responsive Front-End Theme	Omega, Zen, Adaptive, etc. base themes
Responsive Admin Theme	Ember: https://drupal.org/project/ember
Responsive Images	Picture: https://drupal.org/project/picture
Responsive Tables	Responsive Tables: https://drupal.org/project/responsive_tables
Simplified Overlay	Escape Admin: https://drupal.org/project/escape_admin
Multilingual	Internationalization: https://www.drupal.org/project/i18n Entity Translation: https://www.drupal.org/project/entity_translation
Better Blocks	Bean: https://www.drupal.org/project/bean
Configuration Management	Features: https://www.drupal.org/project/features
Web Services	RESTful Web Services: https://www.drupal.org/project/restws

Translate All the Things

- Content
- Blocks
- Menus
- User Profiles
- Taxonomy
- Views
- Image styles
- Text formats
- Comments
- Feeds
- ...and more!
- **No** contributed modules needed!



Spark! UX & Authoring Improvements



Drupal
Log in / Register

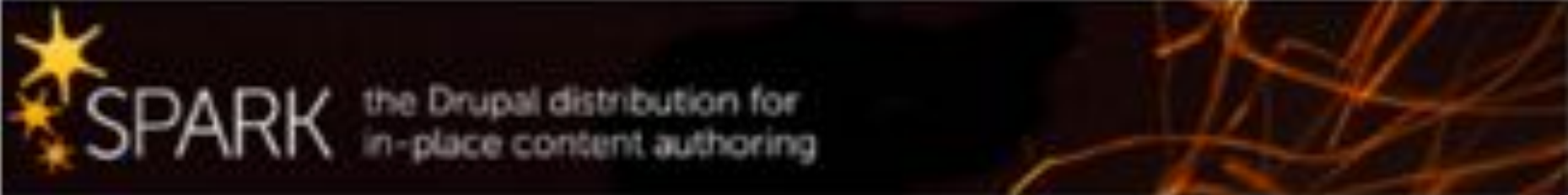
Search ...

Download & Extend
Download & Extend Home | Drupal Core | **Distributions** | Modules | Themes

Spark

[View](#) Version control

Posted by Dries on April 20, 2012 at 7:27pm



Distribution for Drupal 7

The Drupal 7 Spark distribution is a collection of contributed modules that greatly enhance the authoring experience on top of what Drupal 7 provides. Most key components from the Drupal 8 features are included and some more that did not make it into Drupal 8. The following features are included:

- A responsive toolbar that works well on mobile devices
- Well configured CKEditor WYSIWYG tool with full text format integration
- An in-place content editor that allows you to edit nodes in-place on the page
- A mobile device preview tool
- A responsive page layout editor that integrates with Panels and Panels In-Place Editor (IPE)
- Backported improvements like integrated menu administration, module filtering, responsive Bartik theme
- An administration theme called Ember

While the mobile device preview and in-place editor work best with the responsive toolbar, the features can be used independently. You can pick the functionality you like from the [module list included](#) with Spark and use the components you like in your projects.

[Try Spark Drupal 7](#)

Maintainers for Spark

[Wim Leers](#) - 67 commits
last: 1 year ago, first: 3 years ago

[jessebeach](#) - 82 commits
last: 1 year ago, first: 3 years ago

[webchick](#) - 160 commits
last: 1 year ago, first: 3 years ago

[Gábor Hojtsy](#) - 64 commits
last: 2 years ago, first: 3 years ago

[nod_](#) - 4 commits
last: 2 years ago, first: 2 years ago

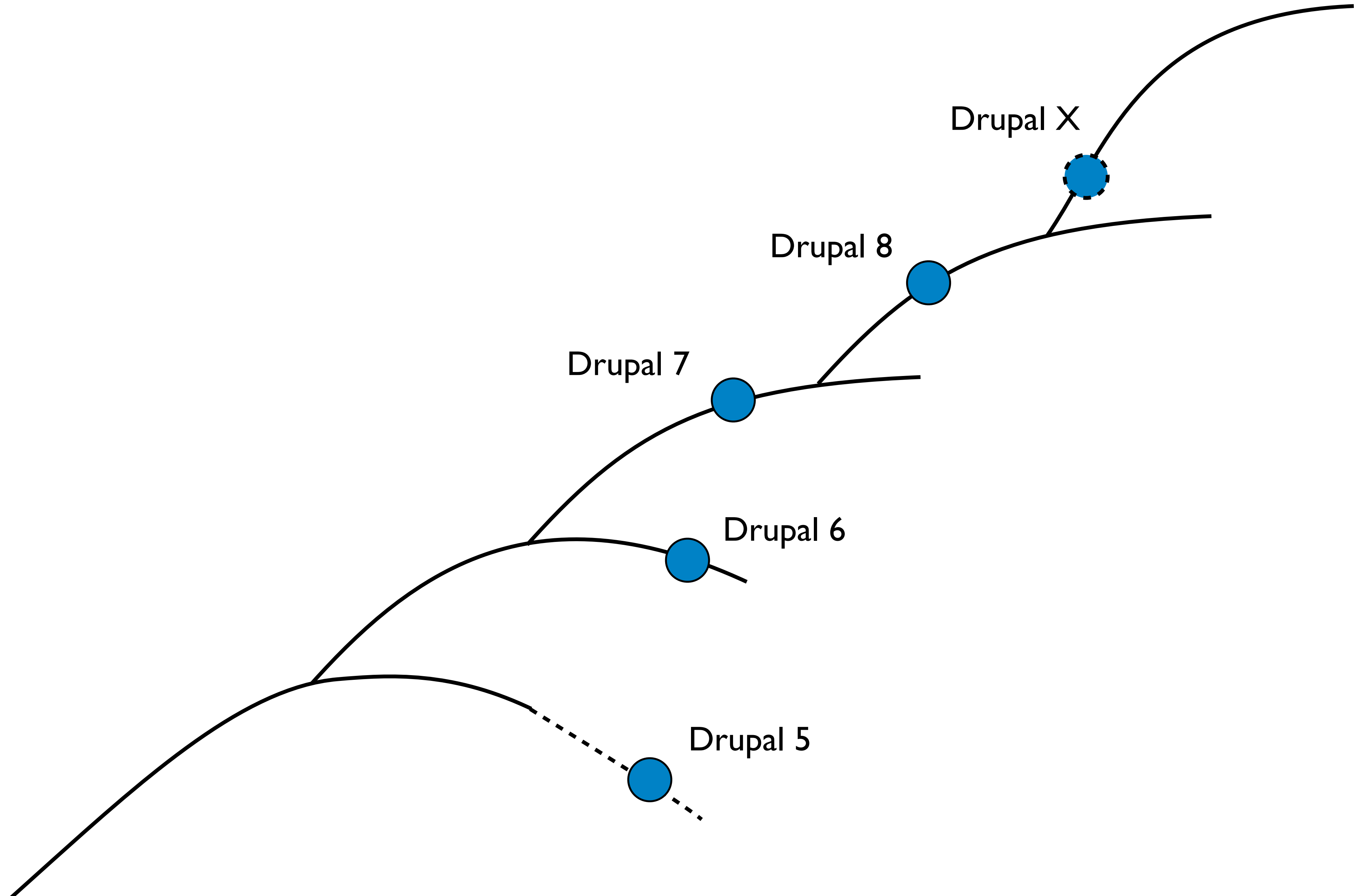
[View all committers](#)
[View commits](#)

Issues for Spark

To avoid duplicates, please search before submitting a new issue.
[Advanced search](#)
[All issues](#)
15 open, 209 total

<https://www.drupal.org/project/spark>

Historically Innovation Driven by Major Releases



Incremental Core Updates



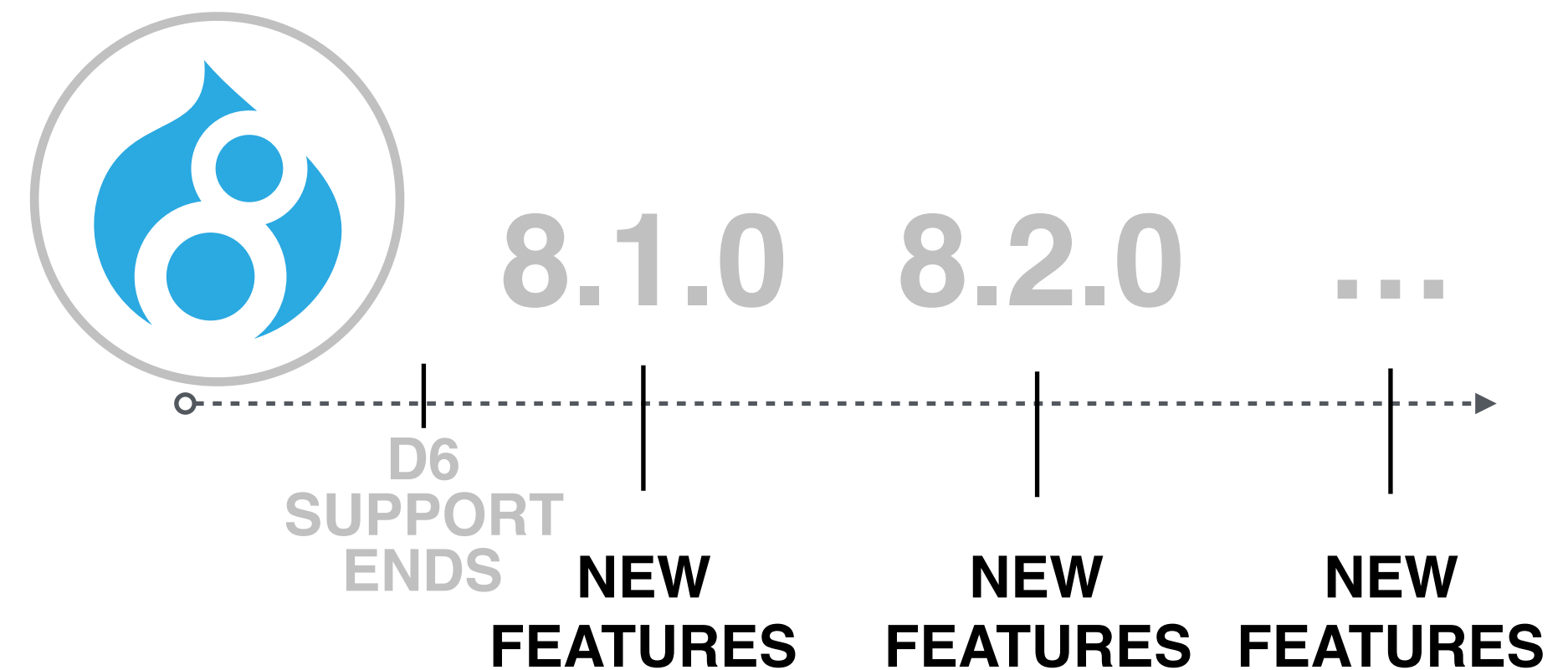
<http://theincrementallife.com/the-power-of-incremental-change/>



https://en.wikipedia.org/wiki/Energizer_Bunny

What happens after 8.0.0?

- **Drupal 6 support dropped** 3 months after Drupal 8.0.0's release.
- **Bug fix/security releases** continue on monthly schedule (as we do now).
- **New "feature releases" of Drupal 8 every 6 months** (8.1.x, 8.2.x...) with non-BC breaking improvements.
- **Drupal 9 not branched until much later**, when there's enough "meat" (completed change proposals which can't be committed to 8.x) to make a compelling product
- Drupal 8 enters **"LTS" mode** (security fixes only) after Drupal 9.0.0



Incremental Core Update: BigPipe



Download & Extend

[Download & Extend Home](#) [Drupal Core](#) [Distributions](#) [Modules](#) [Themes](#)

BigPipe

[View](#) [Version control](#) [Automated Testing](#)

Posted by [Fabianx](#) on October 26, 2015 at 6:00pm

Sends pages in a way that allows browsers to show them much faster. First sends the cacheable parts of the page, then the dynamic/uncacheable parts. Uses the [BigPipe technique](#).



[Try demo!](#)

How does this work?

Maintainers for BigPipe

Wim Leers - 37 commits
last: 1 week ago, first: 4 months ago

Fabianx - 21 commits
last: 4 months ago, first: 7 months ago

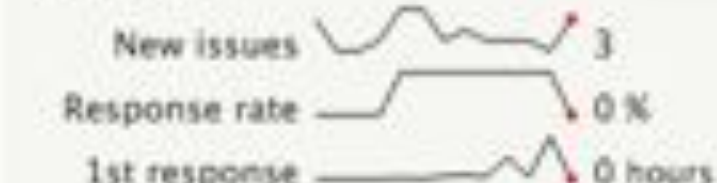
[View all committers](#)
[View commits](#)


Issues for BigPipe

To avoid duplicates, please search submitting a new issue.
[Advanced search](#)

All issues
10 open, 23 total
Bug report
1 open, 5 total
[Subscribe via e-mail](#)

Statistics





Don't follow, be leaders!

3,000~
people have
contributed to Drupal
8 so far!

Anyone Can Jump in & Participate



Be More Attractive, Attract Top Talent!



The Earlier You Start, the More Benefit



Be in the Drivers Seat




<http://mmodal.com/articles/creating-smarter-healthcare-it-putting-the-doctor-back-in-the-drivers-seat/>

There is No Better Time Than Now!



<http://www.mariasfarmcountrykitchen.com/the-time-is-now/>

Is Drupal 8 really a good fit for me, now?



When will **most** people use D8?



Source: *Crossing the Chasm*

Should I be an early adopter?

There is no one size fits all answer...

- Are you migrating an existing site? or launching a new site?
- What are the features and functionality you need?
- Do you have any D8 experience today?
- How much time do you have to launch the site?
- Is the site mission critical?
- Are you working with a partner/agency?

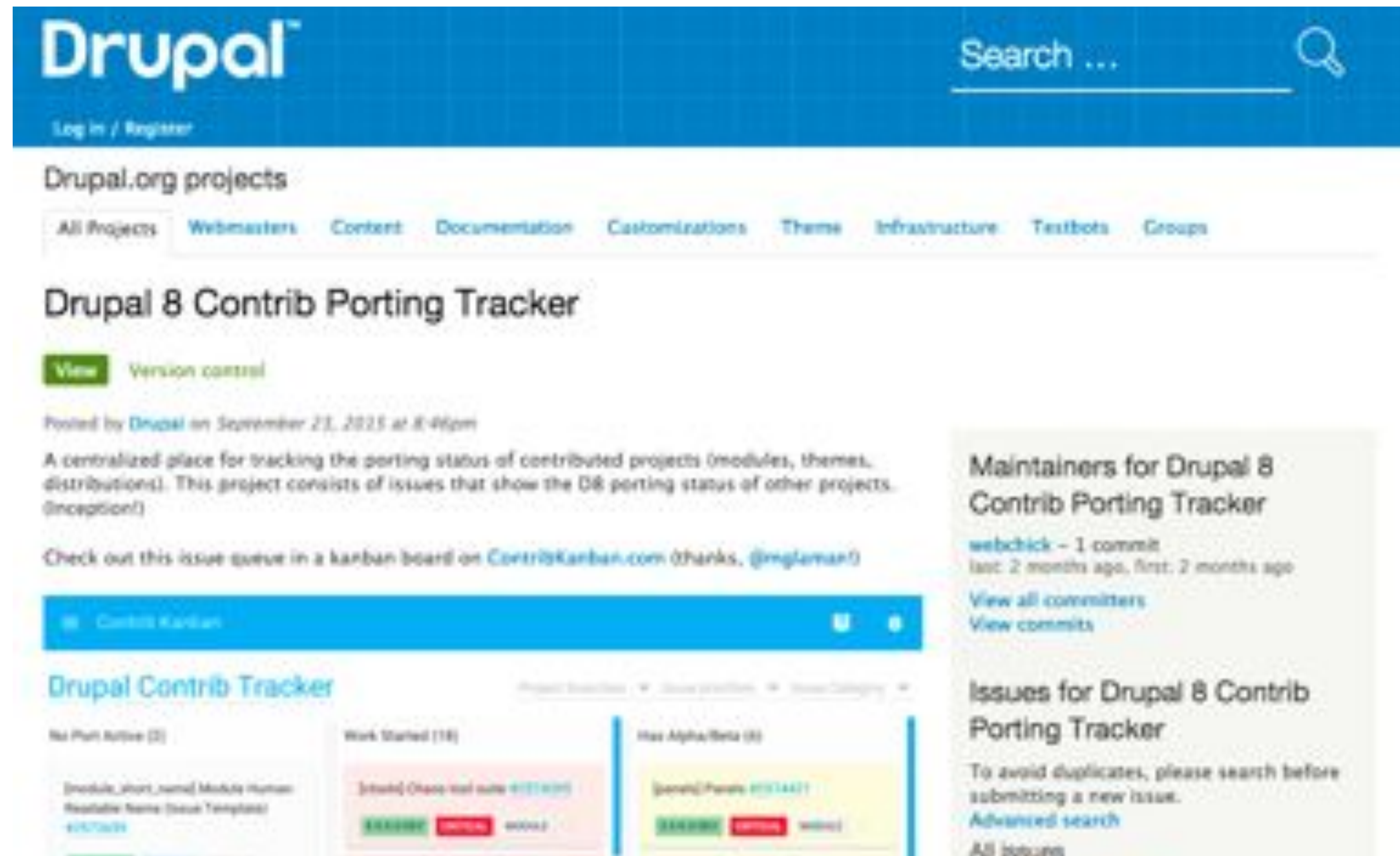


Source: Crossing the Chasm[®]

The Clash: Should I stay or should i go...

Drupal 7	Drupal 8
Public facing	(some) Public / Internal / R&D
Launch date asap (<6 weeks)	Launch less urgent (>6 weeks)
Large, complex site	Small to moderate needs
Robust feature set, lots of contrib code	Mostly core, limited contrib needs
Mission critical	Some tolerance for problems
Limited development team capabilities	Capable team, comfortable patching upstream
Developers only know procedural code	Developers comfortable with OO code / Symfony
No budget for outside help	Ability to work with a D8 ready partner

Are the modules I need available?



The screenshot shows the Drupal.org project page for the "Drupal 8 Contrib Porting Tracker". The page features a blue header with the Drupal logo and a search bar. Below the header, there are navigation tabs for "All Projects", "Webmasters", "Content", "Documentation", "Customizations", "Theme", "Infrastructure", "Testbots", and "Groups". The main content area includes a "View" button for "Version control", a post by "Drupal" from September 21, 2015, and a description of the project as a centralized place for tracking the porting status of contributed projects. A link to a Kanban board on ContribKanban.com is provided. The page also displays a "Maintainers for Drupal 8 Contrib Porting Tracker" section with a commit by "webchick" and a section for "Issues for Drupal 8 Contrib Porting Tracker" with a search bar and a list of issues.

https://www.drupal.org/project/contrib_tracker

https://contribkanban.com/board/contrib_tracker

Are the modules I need available?

The screenshot shows the Drupal project page for 'Upgrade Status'. At the top, there is a blue header with the Drupal logo, a search bar, and links for 'Log in / Register'. Below the header, there are navigation tabs for 'Download & Extend Home', 'Drupal Core', 'Distributions', 'Modules', and 'Themes'. The main content area is titled 'Upgrade Status' and includes a 'View' button, 'Version control', and 'Automated Testing' links. A post by 'sun' from May 21, 2008, describes the project's purpose: to provide modules that support upgrading a site to the next major version of Drupal core. The 'Upgrade Status' section explains that the module checks the availability of installed projects for the new version of Drupal core, with three possible states: 'Available', 'In development', and 'Not ported yet'. A table of modules is shown, with columns for project name, version, and status. To the right, there is a 'Maintainers for Upgrade Status' section listing contributors like xjm, webchick, and sun, along with their commit counts and activity dates. Below that is an 'Issues for Upgrade Status' section with a search bar and links to view all issues, bug reports, and statistics.

Drupal Search ...

Log in / Register

Download & Extend

Download & Extend Home Drupal Core Distributions **Modules** Themes

Upgrade Status

[View](#) [Version control](#) [Automated Testing](#)

Posted by sun on May 21, 2008 at 4:41am

This project provides modules that support you to upgrade your site to the next major version of Drupal core.

Upgrade Status

The Upgrade Status module checks the list of projects you have installed and shows their availability for the new version of Drupal core, which can be one of the following:

- **Available:** A stable release of this project is available.
- **In development:** A development release of this project is available, which can be installed for testing purposes.
- **Not ported yet:** There are no releases available for this project.

Clicking on any of the modules' boxes will show you notes about upgrading the project, as well as a link to download the new version.

Upgrade Assist (3.x and 6.x only)

The Upgrade Assist module helps you to do the required upgrade steps in the right and expected order, and additionally takes the upgrade path for contributed modules into account. If you consider to upgrade, simply enable Upgrade Assist (and its block) and follow the on-screen instructions to upgrade your Drupal site. Upgrade Assist has built-in support for [Demo](#) module, so as to make sure that you backup your database at the right points in

Upgrade tasks

- ✓ Check upgrade status
- ✓ Update modules
- ✓ Enable maintenance mode
- ✓ Verify maintenance theme
- ✓ Verify access to update.php

Maintainers for Upgrade Status

[xjm](#) - 16 commits
last: 3 weeks ago, first: 1 month ago

[webchick](#) - 48 commits
last: 1 year ago, first: 1 year ago

[sun](#) - 52 commits
last: 4 years ago, first: 7 years ago

[View all committers](#)
[View commits](#)

Issues for Upgrade Status

To avoid duplicates, please search before submitting a new issue.
[Advanced search](#)

[All issues](#)
41 open, 90 total

[Bug report](#)
13 open, 28 total

[Subscribe via e-mail](#)

[Statistics](#)

https://www.drupal.org/project/upgrade_status

Are the modules I need available?

d8upgrade.org - beta
Get notified when you can upgrade to Drupal 8!

Get started | Site Scanner | Scanner Widget | Modules | About us | Contact

Free module upgrade notifications for your s

We help you decide when to upgrade to Drupal 8
We send you free status reports about the modules you use. Add your site to get not upgrade to Drupal 8.

SCAN MY SITE

- The notification service is free.
- You can add as many sites as you want.

How it works

To get Drupal 8 upgrade status notifications for your site simply:

1. Click the **SCAN MY SITE** button.
2. Enter the URL of your website and your email. We will send the status report to the email address

Legend

	This module has been upgraded to Drupal 8, and has a stable release.
	Somebody is working on the Drupal 8 upgrade for this module, but no stable release yet.
	This module has an Alpha release as part of Drupal 8, but no stable release yet.
	This module has a Beta release as part of Drupal 8, but no stable release yet.
	This module has a stable Drupal 7 release, it is likely that it will be upgraded to Drupal 8, but work hasn't started yet.

Modules and their status

Your site hasn't been processed yet. This is currently still a manual process that takes a few days until your modules will be added to your site. Once we've processed your site, you will see the status of your modules.

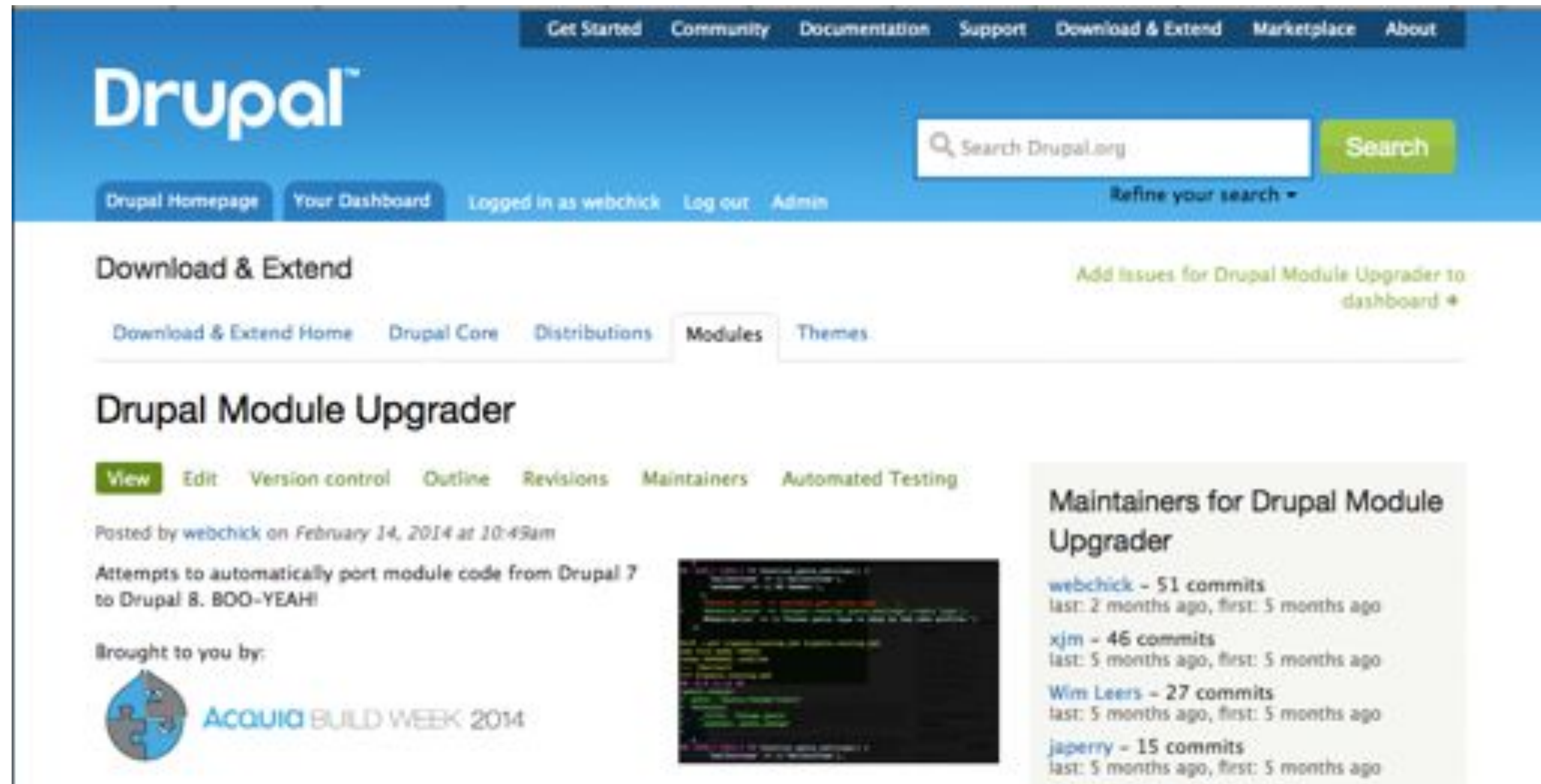
Drupal 8 is a community initiative started by [Proneux](#). Want to join the

<http://d8upgrade.org/>

Acquia investing \$1mm into D8 contrib!



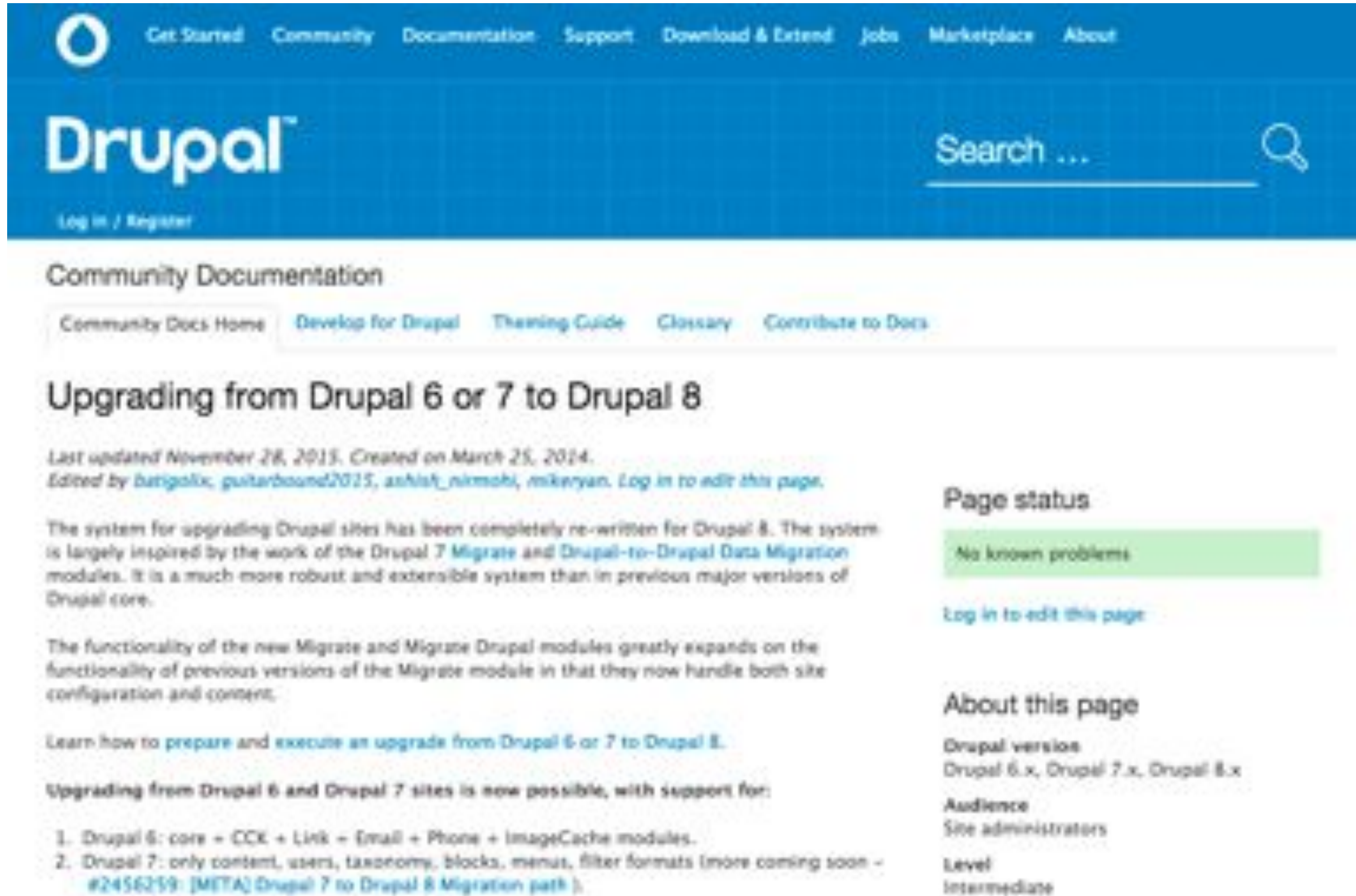
Kick-start your custom code porting



The screenshot shows the Drupal.org website interface. At the top, there is a navigation bar with links for 'Get Started', 'Community', 'Documentation', 'Support', 'Download & Extend', 'Marketplace', and 'About'. The Drupal logo is prominently displayed on the left. A search bar is located on the right, with the text 'Search Drupal.org' and a 'Search' button. Below the navigation bar, there are links for 'Drupal Homepage', 'Your Dashboard', and user information: 'Logged in as webchick', 'Log out', and 'Admin'. The main content area is titled 'Download & Extend' and includes sub-links for 'Download & Extend Home', 'Drupal Core', 'Distributions', 'Modules', and 'Themes'. The 'Modules' link is highlighted. The main heading is 'Drupal Module Upgrader'. Below this, there are links for 'View', 'Edit', 'Version control', 'Outline', 'Revisions', 'Maintainers', and 'Automated Testing'. A post by 'webchick' is shown, dated 'February 14, 2014 at 10:49am', with the text 'Attempts to automatically port module code from Drupal 7 to Drupal 8. BOO-YEAH!'. To the left of the post is a logo for 'ACQUIA BUILD WEEK 2014'. To the right is a list of maintainers for the project: 'webchick - 51 commits last: 2 months ago, first: 5 months ago', 'xjm - 46 commits last: 5 months ago, first: 5 months ago', 'Wim Leers - 27 commits last: 5 months ago, first: 5 months ago', and 'japerry - 15 commits last: 5 months ago, first: 5 months ago'. A small image of a code editor is also visible.

<https://www.drupal.org/project/drupalmoduleupgrader>

Migrate your users, & data...



The screenshot shows the Drupal.org website. The top navigation bar includes links for 'Get Started', 'Community', 'Documentation', 'Support', 'Download & Extend', 'Jobs', 'Marketplace', and 'About'. The main header features the Drupal logo, a search bar, and 'Log in / Register' links. Below the header, there's a 'Community Documentation' section with sub-links for 'Community Docs Home', 'Develop for Drupal', 'Theming Guide', 'Glossary', and 'Contribute to Docs'. The main content area is titled 'Upgrading from Drupal 6 or 7 to Drupal 8'. It includes a metadata line: 'Last updated November 28, 2013. Created on March 25, 2014. Edited by batigolik, guitarbound2015, ashish_nirmohi, mikenyan. Log in to edit this page.' The text describes the new migration system for Drupal 8, noting it's re-written and inspired by previous modules. It also mentions that the new modules expand on previous functionality by handling both site configuration and content. A link is provided to 'Learn how to prepare and execute an upgrade from Drupal 6 or 7 to Drupal 8.' Below this, it states that upgrading from Drupal 6 and 7 sites is now possible with support for:

1. Drupal 6: core + CCK + Link + Email + Phone + ImageCache modules.
2. Drupal 7: only content, users, taxonomy, blocks, menus, filter formats (more coming soon - #2456259: [META] Drupal 7 to Drupal 8 Migration path).

On the right side, there's a 'Page status' section with a green bar indicating 'No known problems' and a 'Log in to edit this page' link. Below that is an 'About this page' section with the following details:

- Drupal version: Drupal 6.x, Drupal 7.x, Drupal 8.x
- Audience: Site administrators
- Level: Intermediate

<https://www.drupal.org/upgrade/migrate>

Haven't checked out D8 yet? Try it free



The screenshot shows the top portion of the Acquia website. At the top right, there is a navigation menu with links for Support, Developers, Blog, Contact Us, and Login. Below this is a dark navigation bar with the Acquia logo and links for SOLUTIONS, PRODUCTS, SUPPORT & SERVICES, PRICING, PARTNERS, RESOURCES, and ABOUT. A search bar is located on the right side of this bar. Below the navigation bar, the breadcrumb "Home / Free" is visible. The main content area features a large orange and white graphic of a cloud with a drop, followed by the text "ACQUIA CLOUD FREE now for Drupal 8" and "A free Drupal development sandbox with the ultimate set of tools". A "START BUILDING" button with a right-pointing arrow is positioned to the right of this text. Below this is a blue banner with a large white "8" graphic, containing the text "Drupal 8 is here" and "The digital experience platform for the post-browser era has arrived.", with a "LEARN MORE" button and arrow to the right.

Use Acquia Cloud Free to experiment with features and test your code quality. Simply drag and drop to deploy code, files, and databases between designated dev and stage environments automatically from your version control repo. Extend capabilities using the Cloud API and Cloud hooks.

<https://www.acquia.com/free>

Sticking with D7?

Here's how to get D8 hotness today!

Drupal 8 Core Feature	Drupal 7 Contrib Equivalent
WYSIWYG	CKEditor: https://drupal.org/project/ckeditor
In-Place Editing	Quick Edit: https://drupal.org/project/quickedit
Responsive Toolbar	"Mobile Friendly Navigation Toolbar" https://drupal.org/project/navbar
Responsive Front-End	Omega, Zen, Adaptive, etc. base themes
Responsive Admin	Ember: https://drupal.org/project/ember
Responsive Images	Picture: https://drupal.org/project/picture
Responsive Tables	Responsive Tables: https://drupal.org/project/responsive_tables
Simplified Overlay	Escape Admin: https://drupal.org/project/escape_admin
Multilingual	Internationalization: https://www.drupal.org/project/i18n Entity Translation: https://www.drupal.org/project/entity_translation
Better Blocks	Bean: https://www.drupal.org/project/bean
Configuration	Features: https://www.drupal.org/project/features
Web Services	RESTful Web Services: https://www.drupal.org/project/restws

Thanks! :)

Questions?

Drupal™ and The Benefits of Early Adoption

Michael.Meyers@Acquia.com
VP, Developer Relations

NJ Drupal Camp
January 30th, 2016



ACQUIA[®]
THINK AHEAD